

# Q.PEAK DUO BLK-G10+ SERIES



350-370 Wp | 120 Cells  
20.6% Maximum Module Efficiency

MODEL Q.PEAK DUO BLK-G10+



## Breaking the 20% efficiency barrier

Q.ANTUM DUO Z Technology with zero gap cell layout boosts module efficiency up to 20.6%.



## A reliable investment

Inclusive 25-year product warranty and 25-year linear performance warranty<sup>1</sup>.



## Enduring high performance

Long-term yield security with Anti LeTID Technology, Anti PID Technology<sup>2</sup>, Hot-Spot Protect.



## Extreme weather rating

High-tech aluminium alloy frame, certified for high snow (8100 Pa) and wind loads (4000 Pa).



## Innovative all-weather technology

Optimal yields, whatever the weather with excellent low-light and temperature behaviour.



## The most thorough testing programme in the industry

Qcells is the first solar module manufacturer to pass the most comprehensive quality programme in the industry: The new "Quality Controlled PV" of the independent certification institute TÜV Rheinland.

<sup>1</sup> See data sheet on rear for further information.

<sup>2</sup> APT test conditions according to IEC/TS 62804-1:2015, method A (-1500V, 96h)

### The ideal solution for:



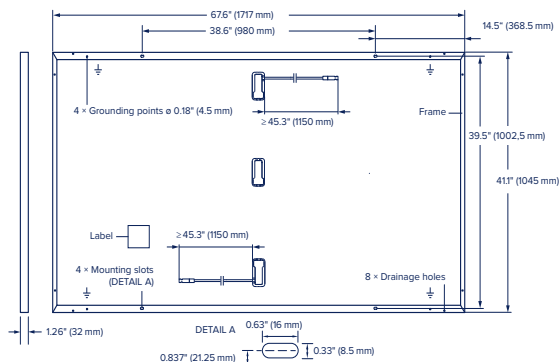
Rooftop arrays on residential buildings



# Q.PEAK DUO BLK-G10+ SERIES

## Mechanical Specification

Format	67.6 in × 41.1 in × 1.26 in (including frame) (1717 mm × 1045 mm × 32 mm)
Weight	43.8 lbs (19.9 kg)
Front Cover	0.13 in (3.2 mm) thermally pre-stressed glass with anti-reflection technology
Back Cover	Composite film
Frame	Black anodised aluminium
Cell	6 × 20 monocrystalline Q.ANTUM solar half cells
Junction box	2.09-3.98 × 1.26-2.36 × 0.59-0.71 in (53-101 mm × 32-60 mm × 15-18 mm), Protection class IP67, with bypass diodes
Cable	4 mm <sup>2</sup> Solar cable; (+) ≥ 45.3 in (1150 mm), (-) ≥ 45.3 in (1150 mm)
Connector	Stäubli MC4; IP68



## Electrical Characteristics

POWER CLASS	350	355	360	365	370
-------------	-----	-----	-----	-----	-----

MINIMUM PERFORMANCE AT STANDARD TEST CONDITIONS, STC<sup>1</sup> (POWER TOLERANCE +5W/-0W)

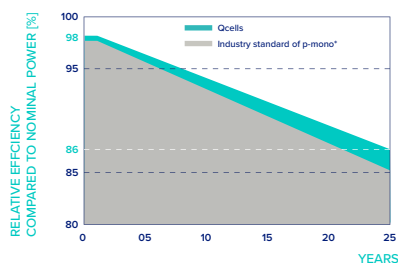
Minimum	Power at MPP <sup>1</sup>	P <sub>MPP</sub> [W]	350	355	360	365	370
	Short Circuit Current <sup>1</sup>	I <sub>SC</sub> [A]	10.97	11.00	11.04	11.07	11.10
	Open Circuit Voltage <sup>1</sup>	V <sub>OC</sub> [V]	41.11	41.14	41.18	41.21	41.24
	Current at MPP	I <sub>MPP</sub> [A]	10.37	10.43	10.49	10.56	10.62
	Voltage at MPP	V <sub>MPP</sub> [V]	33.76	34.03	34.31	34.58	34.84
	Efficiency <sup>1</sup>	η [%]	≥ 19.5	≥ 19.8	≥ 20.1	≥ 20.3	≥ 20.6

MINIMUM PERFORMANCE AT NORMAL OPERATING CONDITIONS, NMOT<sup>2</sup>

Minimum	Power at MPP	P <sub>MPP</sub> [W]	262.6	266.3	270.1	273.8	277.6
	Short Circuit Current	I <sub>SC</sub> [A]	8.84	8.87	8.89	8.92	8.95
	Open Circuit Voltage	V <sub>OC</sub> [V]	38.77	38.80	38.83	38.86	38.90
	Current at MPP	I <sub>MPP</sub> [A]	8.14	8.20	8.26	8.31	8.37
	Voltage at MPP	V <sub>MPP</sub> [V]	32.24	32.48	32.71	32.94	33.17

<sup>1</sup>Measurement tolerances P<sub>MPP</sub> ± 3%; I<sub>SC</sub>; V<sub>OC</sub> ± 5% at STC: 1000 W/m<sup>2</sup>, 25 ± 2°C, AM 1.5 according to IEC 60904-3 • <sup>2</sup>800 W/m<sup>2</sup>, NMOT, spectrum AM 1.5

## Qcells PERFORMANCE WARRANTY

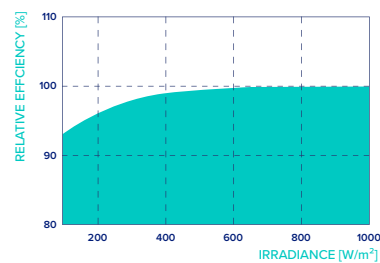


At least 98% of nominal power during first year. Thereafter max. 0.5% degradation per year. At least 93.5% of nominal power up to 10 years. At least 86% of nominal power up to 25 years.

All data within measurement tolerances. Full warranties in accordance with the warranty terms of the Qcells sales organisation of your respective country.

<sup>\*</sup>Standard terms of guarantee for the 5 PV companies with the highest production capacity in 2021 (February 2021)

## PERFORMANCE AT LOW IRRADIANCE



Typical module performance under low irradiance conditions in comparison to STC conditions (25°C, 1000 W/m<sup>2</sup>).

## TEMPERATURE COEFFICIENTS

Temperature Coefficient of I <sub>SC</sub>	α [%/K]	+0.04	Temperature Coefficient of V <sub>OC</sub>	β [%/K]	-0.27
Temperature Coefficient of P <sub>MPP</sub>	γ [%/K]	-0.34	Nominal Module Operating Temperature	NMOT [°F]	109 ± 5.4 (43 ± 3°C)

## Properties for System Design

Maximum System Voltage	V <sub>sys</sub> [V]	1000 (IEC)/1000 (UL)	PV module classification	Class II
Maximum Series Fuse Rating	[A DC]	20	Fire Rating based on ANSI/UL 61730	TYPE 2
Max. Design Load, Push/Pull <sup>3</sup>	[lbs./ft <sup>2</sup> ]	113 (5400 Pa)/55 (2660 Pa)	Permitted Module Temperature on Continuous Duty	-40°F up to +185°F (-40°C up to +85°C)
Max. Test Load, Push/Pull <sup>3</sup>	[lbs./ft <sup>2</sup> ]	169 (8100 Pa)/84 (4000 Pa)		

<sup>3</sup> See Installation Manual

## Qualifications and Certificates

Quality Controlled PV - TÜV Rheinland; IEC 61215:2016; IEC 61730:2016. This data sheet complies with DIN EN 50380.



Qcells pursues minimizing paper output in consideration of the global environment.

Note: Installation instructions must be followed. Contact our technical service for further information on approved installation of this product. Hanwha Q CELLS America Inc. 400 Spectrum Center Drive, Suite 1400, Irvine, CA 92618, USA | TEL +1 949 748 59 96 | EMAIL hqc-inquiry@qcells.com | WEB www.qcells.com

qcells